KEY STAGE 2

ACTIVITY PACK INSTRUCTIONS FOR TEACHERS

PART 1

CREATE A BALLOT BOX

Cut out and stick the **BALLOT STICKER** on to an old plant pot

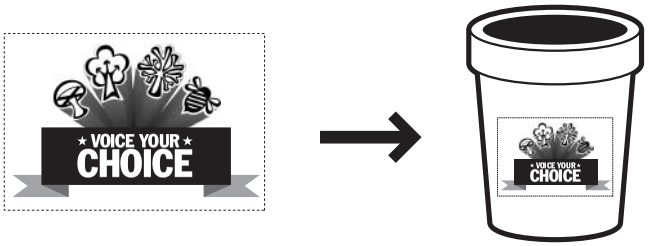

PART 2

CREATE AN ACTIVITY PACK

1 Divide the class up into 4 teams. Calculate the number of students in each team.

Print out one **ACTIVITY PACK** for each student in accordance to their team..

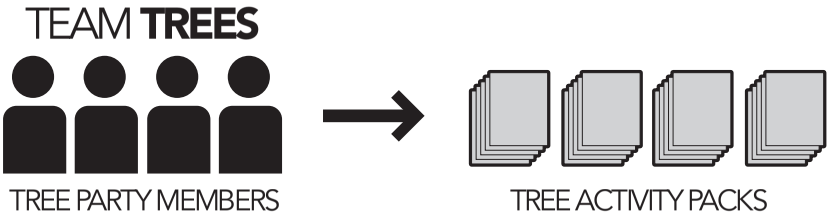

2 Cut out and stick the **PACK LABEL** on to individual A4/A5 Envelopes

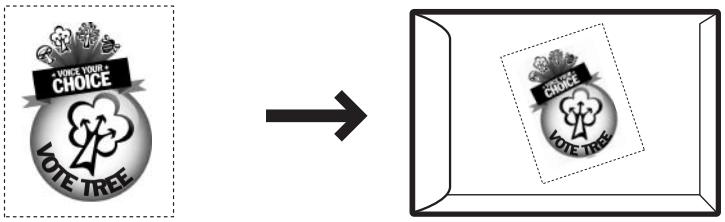

3 Cut out the following sheets and insert one set into each envelope
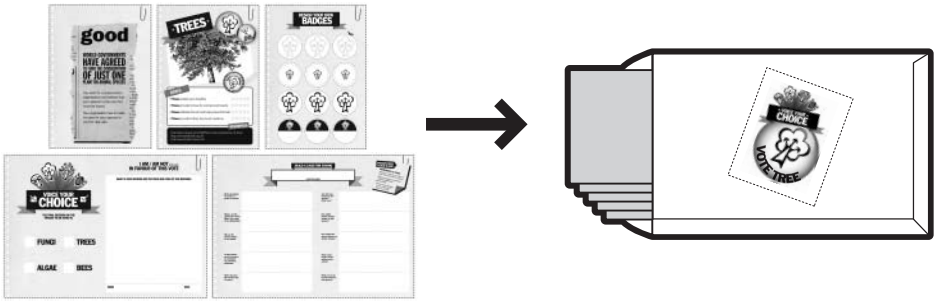
- **SCENARIO**
- **SPECIES SHEET**
- **BADGE TEMPLATE**
- **CASE RESEARCH SHEET**
- **BALLOT SHEET**